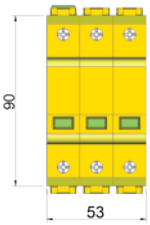

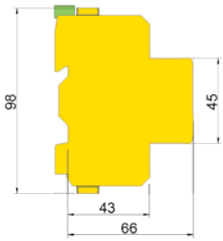

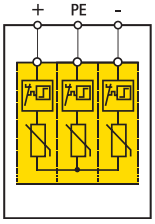

L 3/40 PV Y ... ff is a voltage limiting SPD for photovoltaic systems providing three modes of protection, typically installed close to the PV inverter, close to the PV generator and/or in the junction box, with the following features and benefits:

- **Impulse test classification: Type 2** (according to **IEC/EN 61643-31)**;
- **High short circuit current rating without backup protection Iscpv = 1000 A according to IEC 61643-31**;
- **High short circuit current rating without backup protection, additionally tested based on IEC/EN 61643-11;**
- **Three colour Status Indicator with progressive indication of remaining performance;**
- **Upon request the L 13/60 PV Y... ff type SPD can be supplied with other ratings for discharge current and Max. Continous Operating Voltage.**

TECHNICAL DATA

Model L 3/40 PV Y ...			600 ff	1000 ff
CODE			**210 106**	**210 110**
Maximum Continous Operating Voltage (all modes)		U_{CPV}	600 V	1000 V
Modes of protection (number of poles)			3	
Type (acc. to IEC/EN 61643-31)			T2	
Nominal discharge current (8/20 µs) (all modes)		I_n	20,0 kA	
Total discharge current (8/20 µs) DC+ and DC- ⟶ PE		$I_{TOTAL\ 8/20}$	40,0 kA	
Max. discharge current (8/20 µs)		I_{max}	40,0 kA	
Voltage protection level at a discharge current of (all modes)	5 kA	U_p	≤ 2,20 kV	≤ 3,00 kV
	10 kA	U_p	≤ 2,30 kV	≤ 3,30 kV
	12,5 kA	U_p	≤ 2,40 kV	≤ 3,50 kV
	15 kA	U_p	≤ 2,50 kV	≤ 4,20 kV
	20 kA	U_p	≤ 2,70 kV	≤ 5,00 kV
Response time		t_a	≤ 25 ns	
End of life			OCFM (open circuit failure mode)	
Short-circuit current rating (acc. to IEC 61643-31)		I_{SCPV}	1000 A	
Short-circuit current rating (based on IEC/EN 61643-11)		I_{SCCR}	500 A	200 A
Follow current interrupt rating			NFC No Follow Current®	
Status indicator			3 colours with progressive performance indication	
Operating temperature range / Humidity			-40 … +80 °C (extended) / 5% ... 95%	
Terminal-Conductor size			4-35 mm² flexible	
Mounting			indoor, 35 mm top hat DIN rail	
Case material / Flammability grade			BMC / V-0 according to UL 94	
Pollution degree		PD	2	
Degree of protection		IP	20 (built-in)	
Approximate weight			330 g	450 g
Dimensions: width			53 mm (3 modules)	

Model L 3/40 PV Y ...with remote signal contact		600 t ff	1000 t ff
CODE		**210 116**	**210 126**
Remote signal contact		potential-free changeover contact	
Terminal - conductor size for remote signal contact		max. 1,5 mm² flexible	
Switching capacity remote signal contact		ac: 250 V / 0,5 A – dc: 125 V / 0,2 A; 75 V / 0,5 A	